








Returns Label Overview

Return Service	Description	Example of Label Type
Merchandise Return Service (MRS)	Merchandise Return Service (MRS) allows an authorized permit holder to provide a preprinted postage-due label to his or her consumers to return merchandise, test kits, samples and other items. Permit holders are charged only if and when labels are used. Three available labels include First-Class Package Service, Priority Mail, and Ground Return Service (Parcel Select Non-Presort).	 <ol style="list-style-type: none"> 1 Pre-Printed or Handwritten Return Address 2 Payment and Branding Section 3 Three Horizontal Bars (Minimum) 4 Postage Calculation and Extra Services 5 MRS Legend 6 Intelligent Mail Package Barcode 7 Postage Due Section
USPS Return Services	USPS Return Services is the Scan Based Payment equivalent to Merchandise Return Service. It provides streamlined pricing using a monthly average price that is applied to each piece scanned in USPS networks. Three available labels include First-Class Package Return Service, Priority Mail Return Service, and Ground Return Service.	 <ol style="list-style-type: none"> 1 Service Icon Block 2 Payment and Branding Section 3 Service Banner 4 Return Address Section 5 Delivery Address Section 6 Intelligent Mail Package Barcode 7 Additional Information and User Segment
Parcel Return Service (PRS)	PRS applies to parcels that are picked up in bulk by authorized permit holders or their agents. Permit holders guarantee payment of postage for all parcels mailed with a PRS Label. By providing an approved PRS Label to its customers, the merchants or other party designate the permit holder identified on the label for receipt of mail bearing that label, and authorizes USPS to provide that mail to the permit holder. The permit holder must retrieve parcels at each of the following network distribution centers: Return Delivery Unit (RDU), and Return Sectional Facility Center (RSCF).	 <ol style="list-style-type: none"> 1 Pre-Printed or Handwritten Return Address 2 Payment and Branding Section 3 Three Horizontal Bars (Minimum) 4 PRS Legend 5 Intelligent Mail Package Barcode 6 Addressing Segment 7 Alphanumeric Mailer Identification
Parcel Return Service (PRS) – Full Network (NSA Only)	PRS-Full Network provides for the bulk delivery of parcels to authorized permit holders or their agents. Permit holders must guarantee payment of postage for all parcels mailed with a PRS – Full Network label. By Providing an approved PRS – Full Network label to its customers, the merchant or other party designates the permit holder identified on the label as his or her agent for receipt of mail bearing that label and authorizes USPS to deliver that mail to the permit holder or its designee.	 <ol style="list-style-type: none"> 1 Service Icon Block 2 Payment and Branding Section 3 Service Banner 4 Return Address Section 5 Delivery Address Section 6 Intelligent Mail Package Barcode 7 Additional Information and User Segment
Bulk Parcel Return Service (BPRS)	Bulk Parcel Return Service allows mailers of larger quantities of Parcel Select Lightweight or Standard Mail machinable parcels that are either undeliverable-as-addressed or unopened and refused by addressees to be returned to designated postal facilities. The mailer has the option of picking up returned parcels from a designated postal facility or having them delivered by USPS in a manner and frequency specified by USPS. For this service, the mailer establishes a BPRS permit and pays from an advance deposit account a per piece charge for each parcel that is returned.	 <ol style="list-style-type: none"> 1 Pre-Printed or Handwritten Return Address 2 Postage Guarantee Imprint 3 Three Horizontal Bars (Minimum) 4 Postage Calculation Marking 5 Extra Services Endorsement 6 Class of Mail Marking 7 MRS Legend 8 Intelligent Mail Package Barcode 9 Delivery Address
Business Reply Mail (BRM) Parcels	Business Reply Mail enables permit holders to create prepaid return labels for the use of their customers. Although primarily intended for letters and flats, Business Reply Mail (BRM) also enables permit holders to create BRM labels that can be applied to a parcel. BRM postage is assessed only when the label is used. A per-piece fee is applied to each parcel in addition to the applicable First-Class Package Service or Priority Mail postage.	 <ol style="list-style-type: none"> 1 Pre-Printed or Handwritten Return Address 2 Postage Guarantee Imprint 3 Horizontal Bars (Three Minimum) 4 BRM Parcel Legend 5 Delivery Address 6 Intelligent Mail Package Barcode 7 Additional Information and User Segment
First-Class Package Return Service up to 1 lb. (NSA Only)	First-Class Package Return® Service is an expedited service. Items subject to commercial base First-Class Package Service parcel prices may contain any mailable merchandise weighing no more than 16 ounces. Parcels greater than 16 ounces, but less than 2 pounds, will be charged the one pound Priority Mail price.	 <ol style="list-style-type: none"> 1 Service Icon Block 2 Payment and Branding Section 3 Service Banner 4 Return Address Section 5 Delivery Address Section 6 Intelligent Mail Package Barcode Segment 7 Additional Information and User Segment